



Rozetnij kartę. Dopasuj.










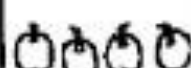

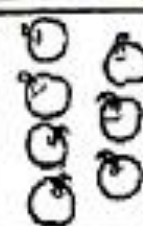










1. Rozetnij kartę i dopasuj



2. Popraw wzory po śladzie

1. Pomaluj jabłka w odpowiednich okienkach.

3				
6				
7				
4				
5				

Karta pracy nr 38.

3. Pomaluj jabłka w odpowiednich okienkach